

# Community Survey for Medical Needs



2012



# Table of Contents

Introduction and Methodology .....	3
Summary .....	4
Access to Medical Services .....	5
Preferred Medical Facilities.....	6
Perception of Healthcare Concerns and Needs.....	7
Summary .....	8
Survey .....	9 - 13

Copyright © 2012 Catalyst Commercial Inc  
All rights reserved.  
Publisher: Jason Claunch

© Copyright 2012 CATALYST COMMERCIAL.  
The information provided herein is deemed reliable and is subject to errors, omissions, change of terms and / or conditions. Prepared by Catalyst Commercial, a Texas based retail consulting and market research firm that combines strategy, technology and retail analytics to deliver high-impact retailer recruitment and development strategies to local governments, private developers, retailers and economic development organizations.



## Introduction and Methodology

The City of Forney has a population of almost 15,000 people and a service area of over 39,000 people. This area has experienced significant residential and retail growth and has a need for additional medical services. In the spring of 2012, residents of the City of Forney were surveyed about their current medical care needs and healthcare preferences.

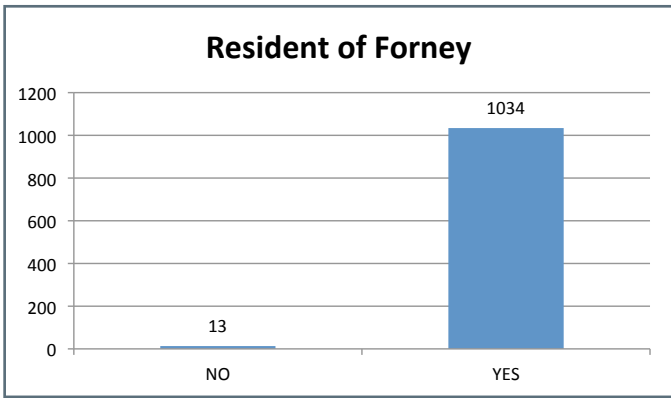
Catalyst conducted the survey for the City of Forney with the objective to better understand the medical needs of persons living in and near the City of Forney and current utilization of medical facilities. The survey covered several broad areas including: demographic characteristics; health characteristics; health insurance coverage; access to medical and utilization of healthcare; and other medical characteristics.

The survey Catalyst prepared was distributed by the City of Forney to its database of Forney residents via mail. The total distribution was mailed to approximately 5,000 households and 15,000 residents of Forney, in 2012. Over 1,050 respondents completed the survey. Catalyst tabulated and analyzed the responses from the surveys.

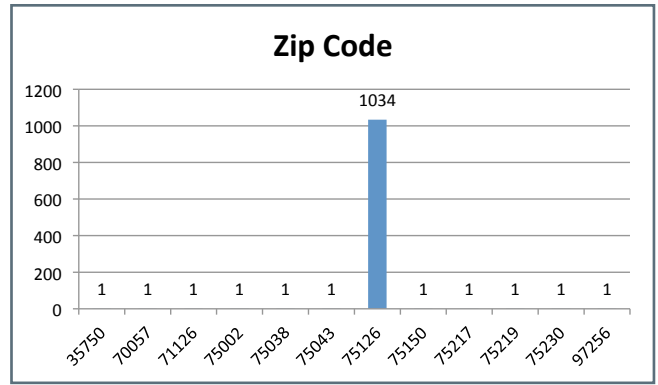
The questionnaire used is appended to this report. The total sample size of 1050 respondents yields a margin of error of plus or minus 5.5% at a 95% confidence level. In addition to conducting the surveys, Catalyst Commercial was responsible for creating cross tabulations of the data into different segments, such as age, income, education, and ethnicity

This report shows the results of the survey in both narrative and chart formats.

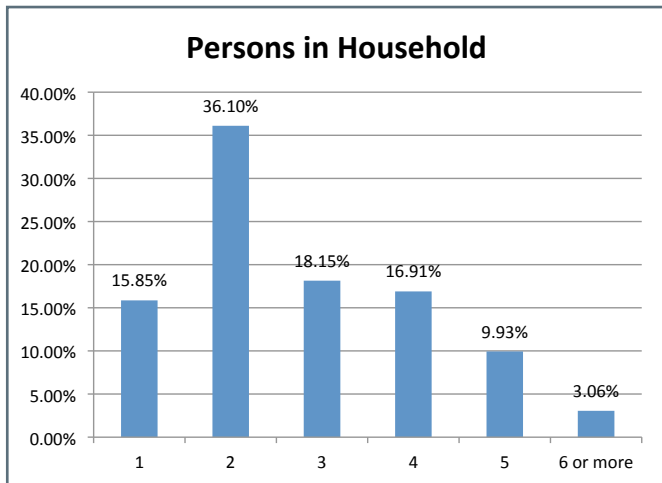
# Summary



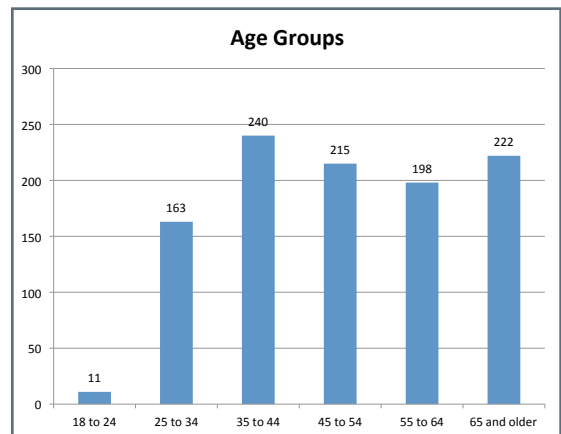
Of the 1,050 respondents, 1,034 were residents of the City of Forney.



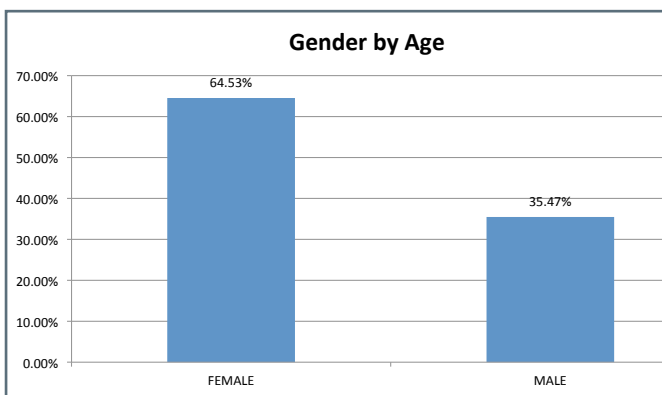
The dominant zip code of the respondents was 75126.



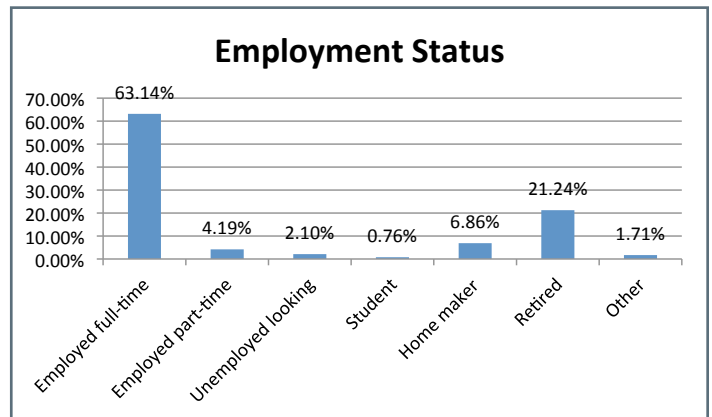
Approximately 36% of the respondents lived in a 2 person household. Persons living in households of 1, 3, and 4 people varied between 15% and 19% of the sample, and 12% lived in households of 5 or more.



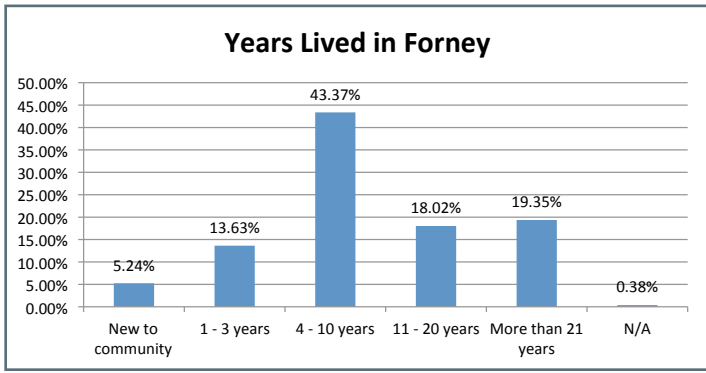
The age of respondents was evenly spread across all age groups 25 years and older.



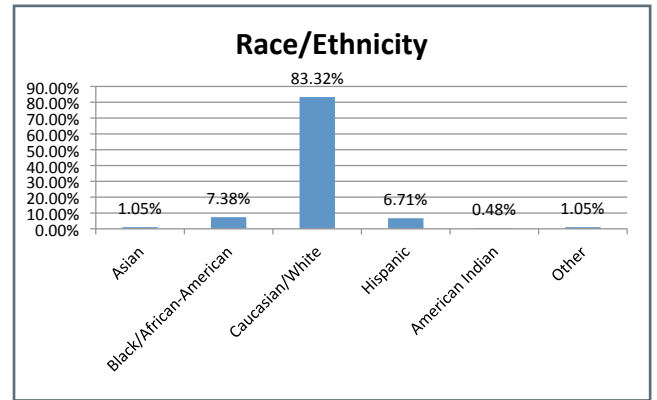
Female gender comprised approximately 65% of the respondents. Males comprised approximately 35%.



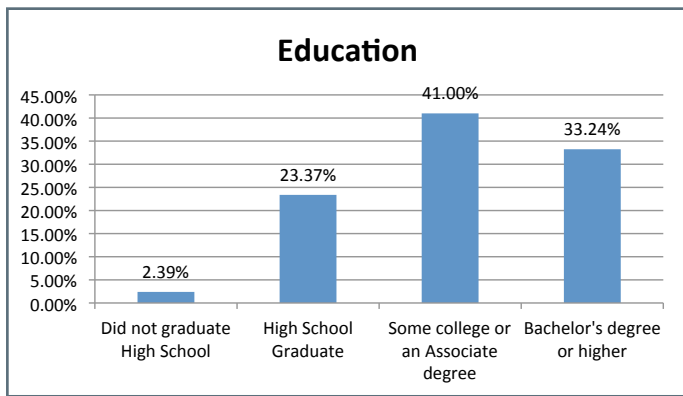
63% were full time employed, 21% retired, and the remainder were part-time employed, students, or not working.



Over 80% have lived in Forney for 4 or more years.

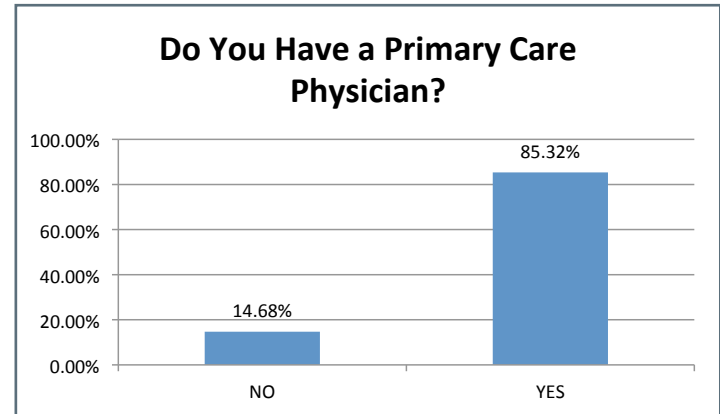


The dominant ethnicities were white (83.32%), black (7.38%), and Hispanic (6.71%).

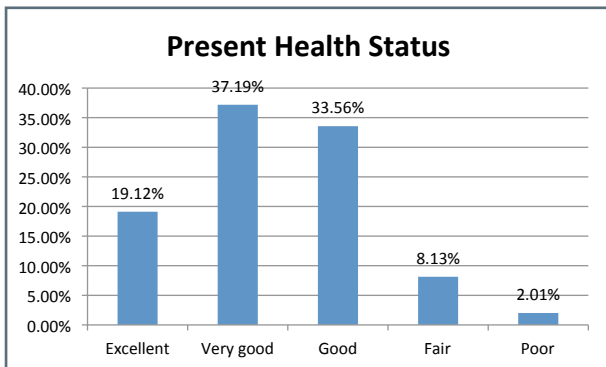


More than 33% have a bachelor's degree, or higher.

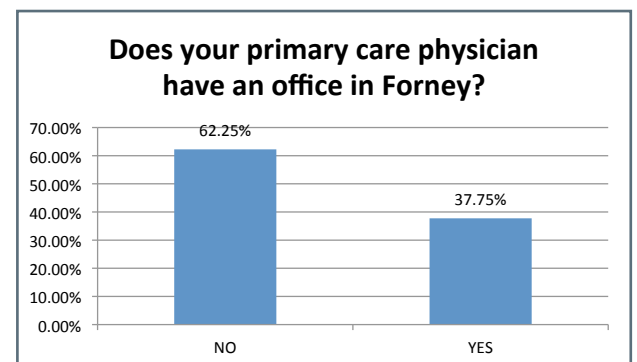
## Access to Medical Services



Nearly 85% of the respondents surveyed have a primary care physician.

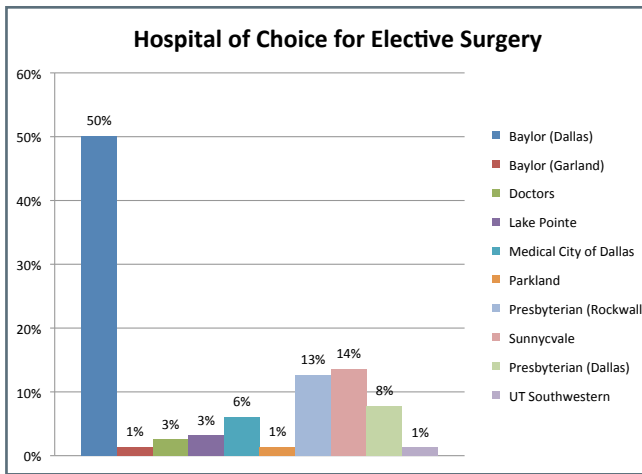


Approximately 2% of the respondents reported that they are in poor health, 8.13% fair, 33% good, 37% responded very good. Almost 90% of the respondents reported health status of good or better. Over 19% reported they were in excellent health.

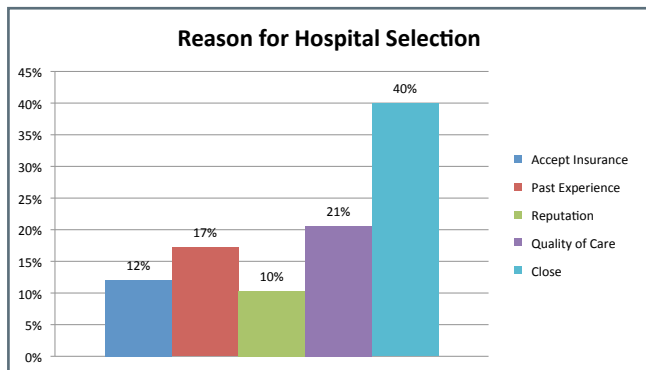


Almost 62% of the respondents do not have an office located in Forney. Over 80% of the respondents have visited a primary care physician in the last year.

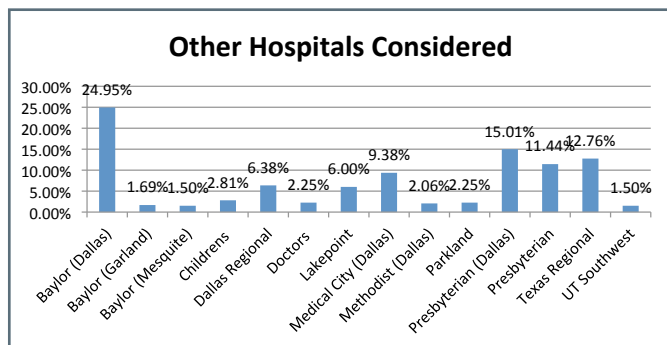
# Preferred Medical Facilities



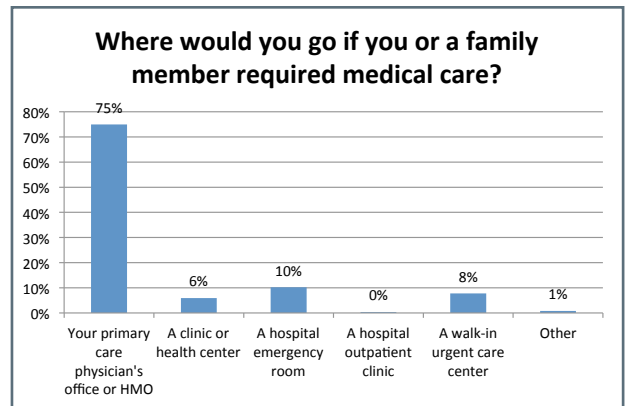
Fifty percent of the respondents selected Baylor of Dallas as the hospital of choice for elective surgery.



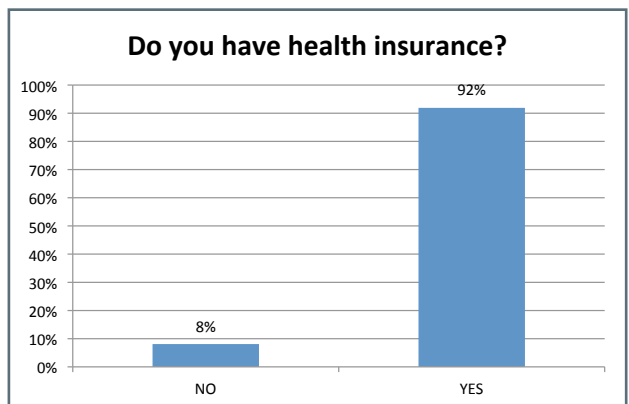
Over 40% of the respondents chose the elective hospital because it was close. Quality of care was the second highest response, followed by past experience.



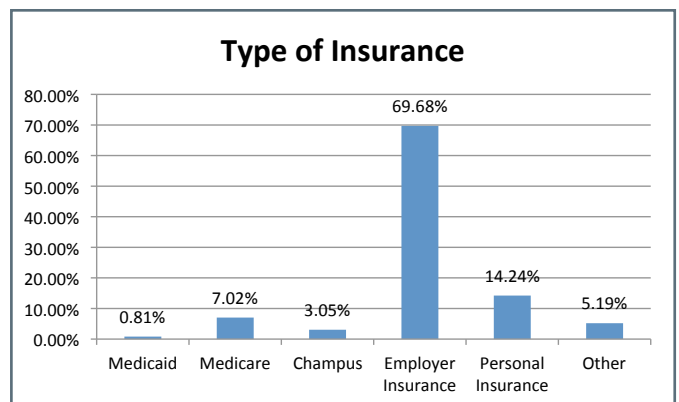
Over 55% of the respondents would consider other hospitals. These include: Baylor Dallas (the #1 preferred hospital), followed by Presbyterian of Dallas, and Texas Regional.



In regards to caring for a family member in need of medical services, 75% of respondents referred indicated they would initially seek services from their primary care physician.

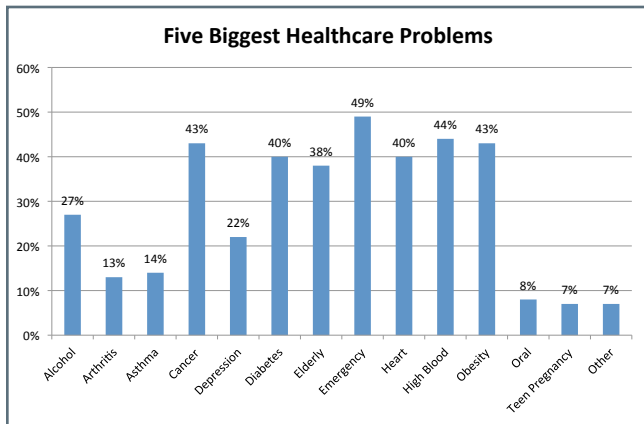


Over 90% of the respondents indicated that they have some form of health insurance.

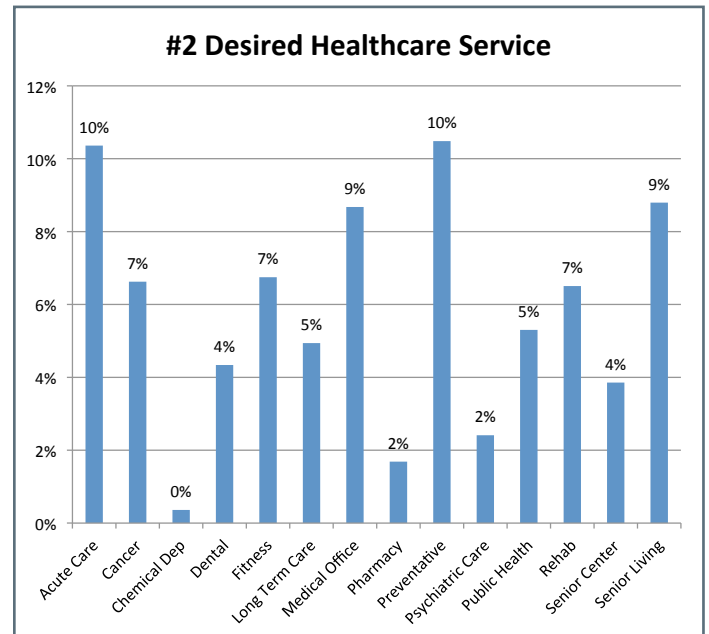


Nearly 70% of respondents were covered under an employer provided health insurance plan, and over 14% had a private policy.

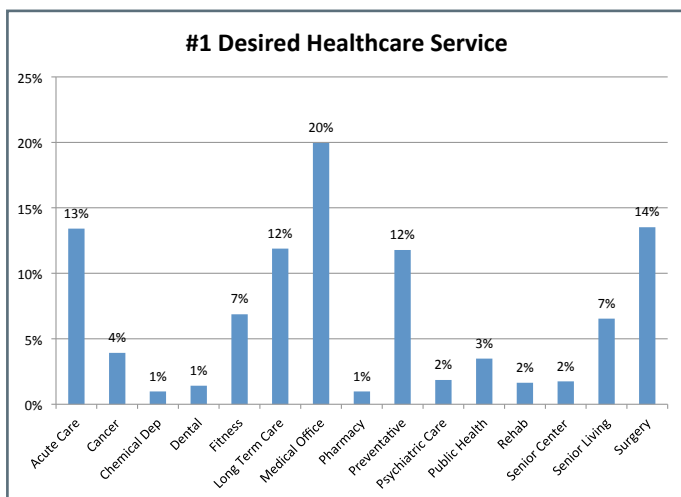
# Perception of Healthcare Concerns and Needs



Respondents identified the 5 largest healthcare problems facing the City of Forney. Because each individual identified 5 categories, the responses are not mutually exclusive and can therefore total greater than 100%. Top responses identified cancer, emergency services, diabetes, high blood pressure, obesity, and heart related conditions as the major problems within the community.



The respondents were asked what their second greatest desired healthcare service is. Preventative care represented the greatest second desire, at 19% of the respondents. Chemical dependency and acute care tied for second place, at 10%. Medical office and senior care tied for third place, at 9%. Pharmacy, fitness and rehab care tied for fourth place, at 7%.



Respondents were asked to rank the most desired medical services for the city. Over 20% of the sample ranked medical offices as the number one most desired service for the City of Forney. 12% to 14% of the sample ranked acute care, long term care, preventative care, and surgery as the number one desired service.

## Summary

The City of Forney is strategically located near Interstate 20 and along Highway 80 which provides accessibility to a regional audience with needs for additional medical services. The majority of the sample are well educated Forney residents with health insurance and desire primary care services, surgery, and acute care facilities closer to home. Currently, many of the residents travel to nearby cities for both preventative care and surgical procedures. These individuals elect to seek initial diagnosis and treatment from their primary care providers, and the most common reason for hospital selection is proximity of the facilities to home. This supports why the number one desired medical service in the city is medical offices and surgical facilities. A high number of respondents have private insurance. The residents have both the means and desire for additional primary care physicians and outpatient surgery facilities.

The Forney audience notes that the following are the top facilities needed:

- Medical Offices
- Acute Care
- Long-term care
- Preventative Care
- Surgical Centers

There is a strong desire to attract additional medical offices, specialty medical facilities and other healthcare centers. The population of Forney is projected to continue to increase rapidly which will put continued pressure on existing facilities and provide additional demand for new services.

The City of Forney has an opportunity to be proactive and recruit favorable medical additions to its community by informing brokers, developers and the medical community of the demands and needs based upon the information obtained from this survey.



# Community Survey for Medical Needs

P.O. Box 826 • Forney, TX 75126 • (972) 564-7300 P • forneytexasdc.org



Please take a moment to help your improve your community by providing feedback on medical services and preferences. The purpose of the questionnaire below is to better understand the desired medical wants and needs of the residents of Forney, Texas. The City is requesting that one resident per household participate and complete the questionnaire below. When completed, please return questionnaire in the return envelope provided by **February 15, 2012**. Thank you.

1. Are you a resident of the City of Forney?

Yes     No

2. What is the zip code of your residence?

+

3. Gender?

Male     Female

4. In which age range do you fit?

Under 18  
 18 to 24  
 25 to 34  
 35 to 44  
 45 to 54  
 55 to 64  
 65 and older

5. How many people live in your household?


1     2     3     4     5     6 or more

6. Your Employment status?

Employed full-time  
 Employed part-time  
 Unemployed looking for work  
 Student  
 Home maker  
 Retired  
 Other

# Community Survey for Medical Needs

P.O. Box 826 • Forney, TX 75126 • (972) 564-7300 P • forneytexasedc.org



7. How long have you lived in Forney?

- New to community
- 1 – 3 years
- 4 – 10 years
- 11 – 20 years
- More than 21 years
- N/A

8. Please specify your ethnicity/race.

- Asian
- Black/African-American
- Caucasian/White
- Hispanic
- American Indian
- Other

9. What is the highest education level you have completed?

- Did not graduate high school
- High school graduate
- Some college or an Associate degree
- Bachelor's degree or higher

10. How would you rate your present health status?

- Excellent
- Very good
- Good
- Fair
- Poor

11. Do you have a primary care physician (i.e.: a specific doctor who you see when sick)?

- Yes
- No

12. Have you seen your primary care physician with the last year?

- Yes
- No

# Community Survey for Medical Needs

P.O. Box 826 • Forney, TX 75126 • (972) 564-7300 P • forneytexasedc.org



13. Does your primary care physician have an office within the City of Forney?

Yes     No

14. Which hospital would you choose for elective hospital admission? What is your reason for this hospital selection?

15. Were any other hospitals considered? If so, which ones were considered?     Yes     No

1. _____	5. _____
2. _____	6. _____
3. _____	7. _____
4. _____	8. _____

16. If you or someone in your family required medical care where would you go?

Your primary care physician's office or HMO  
 A clinic or health center  
 A hospital outpatient clinic  
 A hospital emergency room  
 A walk-in urgent care center  
 Other

17. Do you currently have health insurance that would cover at least a portion of the bill if you, or a family member, had to stay in the hospital overnight?

Yes     No

18. What is your coverage referenced above in question #17?

Medicaid  
 Medicare  
 Champus or another government program  
 Insurance from your employer  
 Insurance that you purchase on your own  
 Other

19. Do you currently have health insurance that would cover at least a portion of the bill if you, or a family member, had to stay in the hospital overnight?

Yes     No

# Community Survey for Medical Needs

P.O. Box 826 • Forney, TX 75126 • (972) 564-7300 P • forneytexasedc.org



20. In your opinion what are the top five (5) biggest health care problems facing the City of Forney?

- Alcohol and/or drug abuse
- Arthritis
- Asthma, COPD
- Cancer
- Depression and/or mental health
- Diabetes
- Elderly care
- Emergency services
- Heart disease
- High blood pressure
- Obesity
- Poor oral health
- Teen pregnancy
- Other

21. In your opinion what are the top three (3) issues facing the City of Forney?

- Inadequate health care
- Lack of dental care
- Lack of transportation to care
- Lack of health insurance
- Prescription medication too expensive
- Travel times to services are too long
- Ability to pay for health care
- Access to health care, doctors
- Other

# Community Survey for Medical Needs

P.O. Box 826 • Forney, TX 75126 • (972) 564-7300 P • forneytexasedc.org



22. The City of Forney is interested in attracting medical facilities and services to our City. Please rank in order of preference your preferred desired health care services.

- Long term assisted care
- Medical office building
- Acute care
- Surgery
- Rehabilitation
- Cancer
- Psychology/mental health
- Senior living
- Dental and/or oral health
- Preventive care
- Pharmacy
- Fitness center
- Public health
- Senior center
- Chemical dependency

23. What do you see as the primary strengths of the health care system within the greater Forney area?

24. What do you see as the primary weaknesses of the health care system within the greater Forney area?

Thank you for your participation!

This information will only be utilized to obtain the services desired or required for our community.